



جامعة عجمان
AJMAN UNIVERSITY

CAAD

COLLEGE OF **ARCHITECTURE,**
ART AND DESIGN

BACHELOR OF ARCHITECTURE | BACHELOR OF INTERIOR DESIGN
MASTER OF SCIENCE IN URBAN DESIGN



جامعة عجمان
AJMAN UNIVERSITY

HOW TO THINK LIKE A DESIGNER?

O N L I N E W O R K S H O P

Organized by

C A A D
COLLEGE OF ARCHITECTURE,
ART AND DESIGN
Students' recruitment committee



How to think like a designer ?

June 7, 2021

C A A D

COLLEGE OF **ARCHITECTURE, ART AND DESIGN**



ON CAMPUS
VIRTUAL TOUR

By Iyad Jumaa

TODAY'S AGENDA

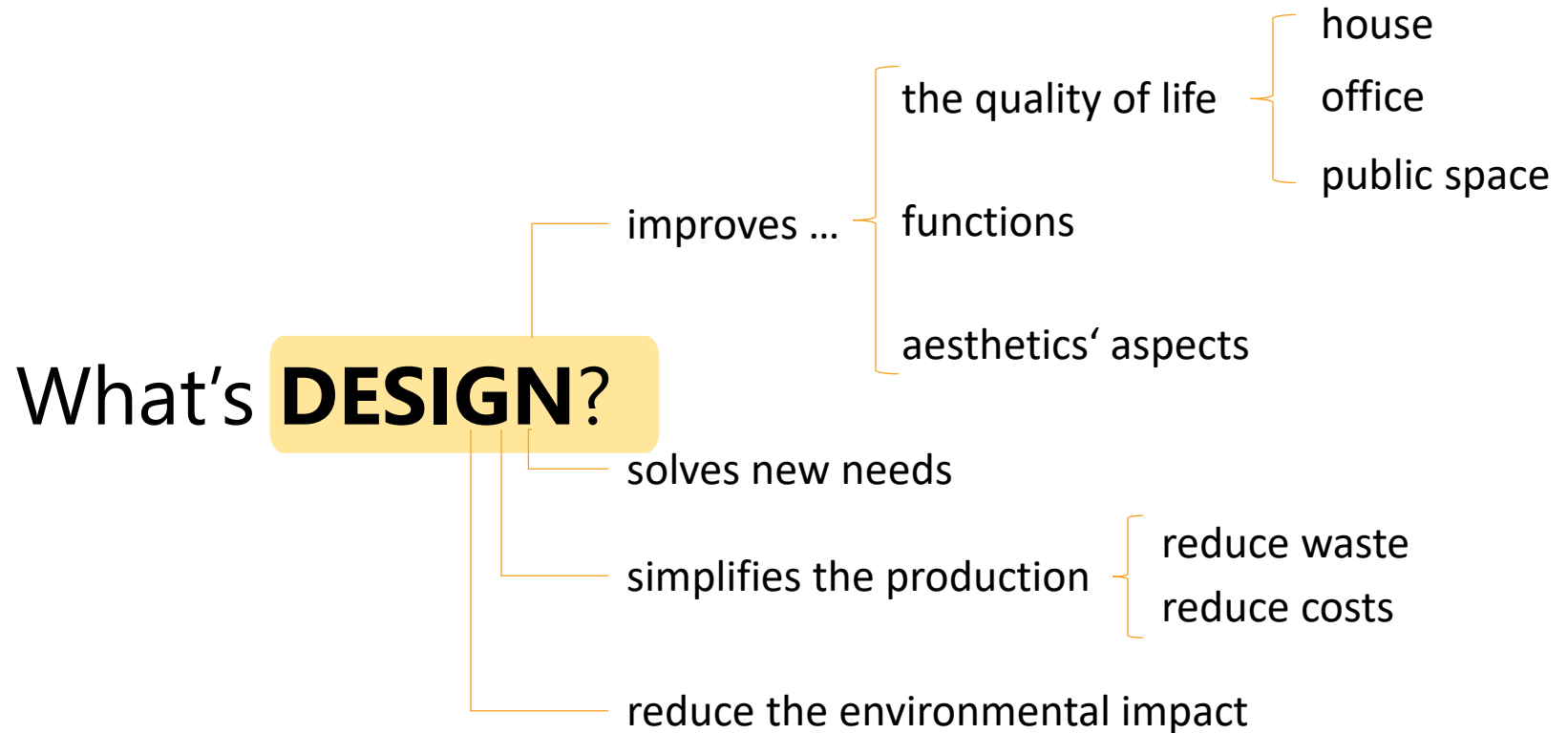
Lec. Emanuela Corti



Lec. Dina Ibrahim

- 1 What is **DESIGN** ?
- 2 Design Process
- 3 What, When, for Whom ?
- 4 **EXPRESS IT !**
- 5 Interactive exercise


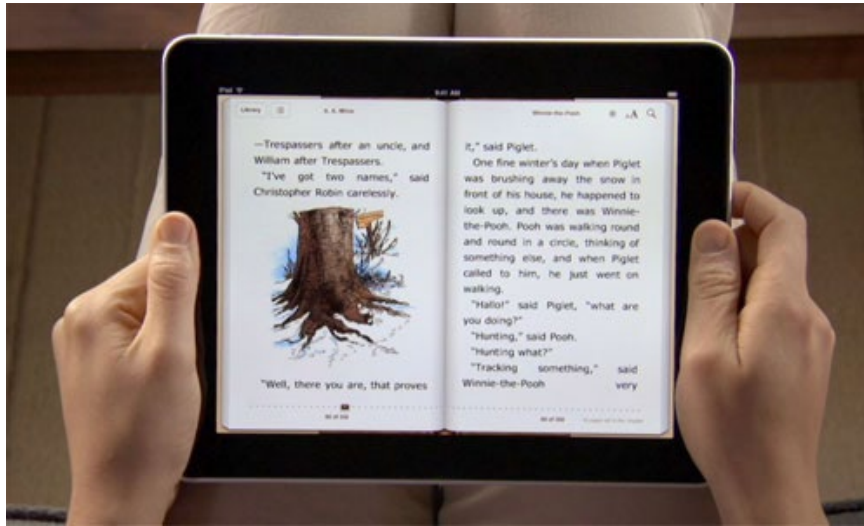
What's **DESIGN**?




We can say that **DESIGN** *solves* problems
DESIGN *improves* our lives


How to think like a designer ?

June 7, 2021






How to think like a designer?



June 7, 2021



What's **DESIGN**?

It's a process that involves **creativity** and a **method**.



How to think like a designer ?

June 7, 2021

Ingredients

6 servings

2 1/4 c. whole chick peas
1 tsp. bicarbonate of soda
1-2 cloves garlic, crushed
Salt
1/4 c. plus 2 tbsp. tahini (sesame seed paste)
1 1/2-2 lemons
4 tbsp. olive oil
A pinch of paprika
Finely chopped parsley

HUMMUS
recipe



Preparation

Soak the chick peas in plenty of cold water overnight. Drain, add the bicarbonate of soda and cover with water.

In a pressure-cooker, steam for about 20 minutes, or simmer for 1 1/2 hours in a pan. Drain the chick peas, reserving the liquid, then set aside a few peas for garnish.

Using a little of the cooking liquid, reduce the rest of the chick peas to a puree in a blender or processor.

Add the garlic, salt and tahini, and blend together thoroughly. Lastly pour in the lemon juice, by which time the hummus should have a rich, creamy consistency.

Pour into a shallow, concave dish (about the size of a salad plate), pour the oil in the center, and garnish with the whole chick peas. Sprinkle the paprika and a little chopped parsley as a decoration around the edges.

EXAMPLE

The plug

PROBLEM

The plug is too bulky to carry. Imagine a new laptop, very thin, but with this plug. It completely destroy the sophistication on the new design. Plus it can damage or scratch the appliances you are carrying.




EXAMPLE

The plug

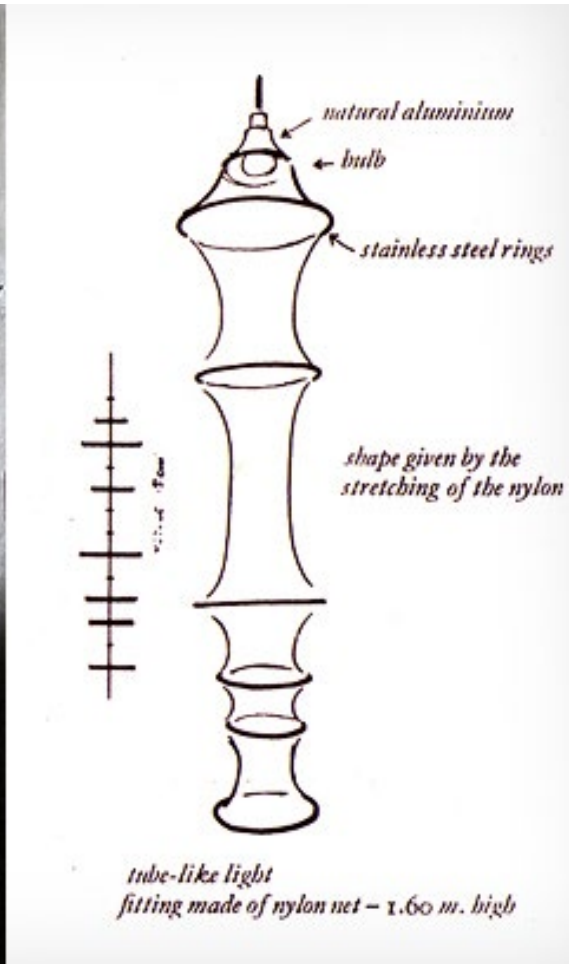
SOLUTION

The plug is designed to fold down to a thickness of just 1cm for storage (the standard version is 4.5cm) , left, but can be opened up again quickly when needed. Min-Kyu Choi said: 'I carried the laptop with me to university but when I took it out I was disappointed to find the plug had scratched the computer. 'I thought it would be a good idea to create a plug that could be folded flat so the pins would not cause any damage and also to make it as thin as the laptop itself.'





The Falkland lamp is a modern classic and is one of the most celebrated pieces in the history of modern lighting. The fabulous modern Falkland light was created by the designer **Bruno Munari** in 1964 for Danese, Italy. The tubular elastic material of the Falkland is given shape by the insertion of some metal rings of different diameters in the hollow space within it. The Falkland lamp can be defined as "spontaneous shape" right out of the box (it ships flat packed).



The prototype of the light shade has been realized by using a tubular elastic piece of fabric produced in a tights and socks factory. The tubular elastic material is given shape by the insertion of some metal rings of different diameters in the hollow space within it. The creation of this object is a symptom of the geniality of Munari in managing projects: involving a socks and tights manufacturing company in the realization of one of the most popular Italian design light shades. The ceiling light Falkland, defined as "spontaneous shape" obtains its look by effect of gravity when hanging.

How to think like a designer ?

June 7, 2021



The National Museum of Qatar



PROBLEM-SOLVING

DEFINE THE PROBLEM

what, who, where, when, and how

RESEARCH

(history, present, and future) - color scheme- lighting system- circulation - material- functional zones - technology...

THINK ABOUT USERS

age - interest- wishes - feelings

VISUALIZE HOW IT WORKS

sketching and modeling

GENERATE SOLUTIONS

DESIGN PROCESS

**WHO
WHAT
WHERE
HOW
WHY**



How to think like a designer ?

June 7, 2021

WHO



WHO



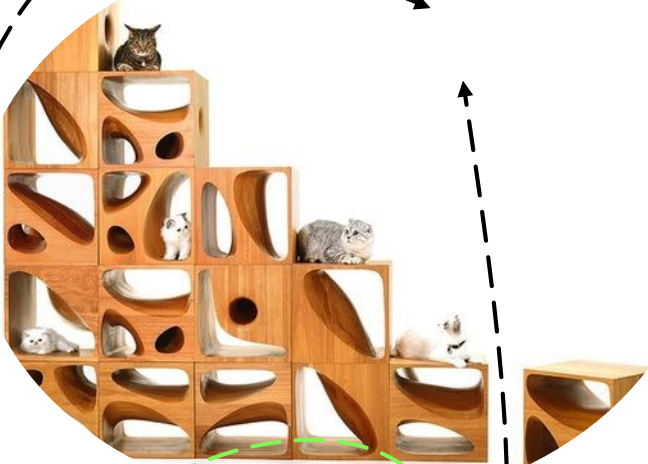
How to think like a designer ?



WHO



WHO





How to think like a designer ?

WHAT

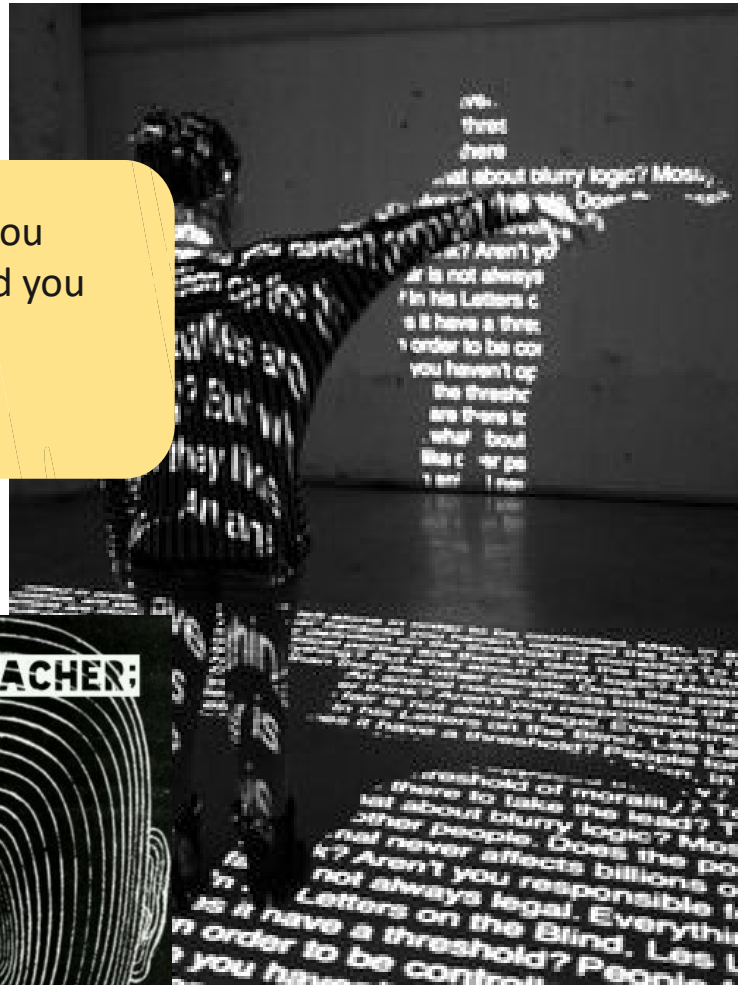


WHAT



“Can you remember who you were, before the world told you who you should be?”

Charles Bukowski,



REFLECTIONS OF

Religion

Culture

Dreams

Nature

Personality

Mood

Lifestyle

Style

“Learning without reflection is a waste. Reflection without learning is dangerous.”



Confucius



CULTURE



CULTURE




CULTURE



CULTURE



CULTURE



CULTURE






RELIGION



RELIGION



RELIGION



WHERE YOUR DREAMS COME TRUE !



TREE-HOUSE

How to think like a designer ?

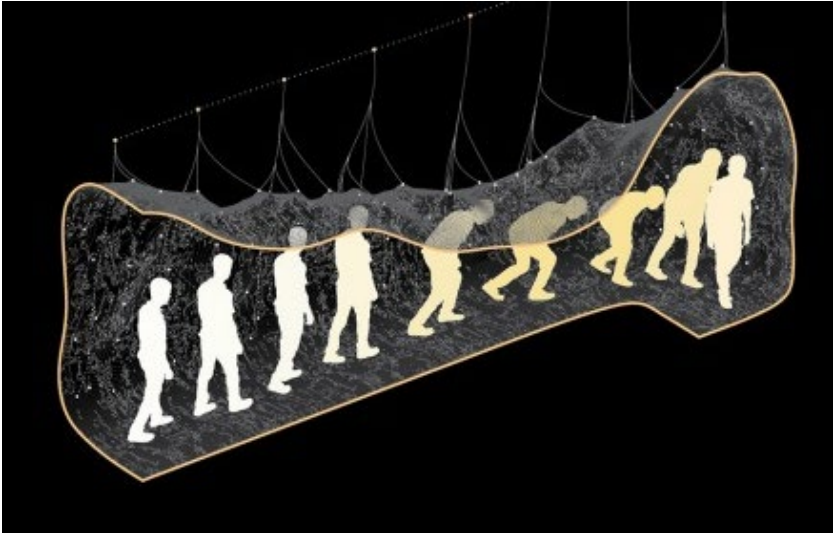
A BELIEVE TO FLY



TO THE **MOON** AND BACK



CAVE



CAVE



A great design creates **a story** of who you are or your client is.

Your space should be **a reflection** of you or your client, both aesthetically and practically.



EXPRESS IT !

MOODBOARD
COLLAGE

Make it visible !




How to think like a designer ?

June 7, 2021




















CONTROLLING THE OCEAN













SASANA KIJANG



How to think like a designer ?


June 7, 2021







VIG
FURNITURE






Let's make it visible

Interactive exercise

Let's make it visible



Interactive exercise



Let's make it visible

How to Participate ?

1. Apply the steps
2. Express your dream space through mood board !
3. Share & Tag both accounts
4. **@id_caadau & @au_architects**



The selected **winners** will be announced on our **Instagram pages**.

The rest of the participation will be posted in our social media and published in a special publication for this event.

C A A D

COLLEGE OF **ARCHITECTURE, ART**
AND **DESIGN**

That's it !

Thank you for
participating.

Contact Details:

800 2878

inquiry@ajman.ac.ae

apply.ajman.ac.ae

BACHELOR OF ARCHITECTURE BACHELOR
OF INTERIOR DESIGN
MASTER OF SCIENCE IN URBAN DESIGN


Bachelor of Architecture

Accredited by UNES-
CO/International Union
of Architects.

Bachelor of Interior Design

Member of APID (IFI) ;
Association of professional
interior designers
(International Federation
of Interior Architects /
Designers)

LIMITED
SEATS
AVAILABLE



Master of Science in Urban Design.



JOIN US

COLLEGE OF ARCHITECTURE, ART, AND DESIGN

- Accredited by the Ministry of Education
- Graduates are eligible for membership in the UAE society of Engineers.

**STUDENT VISA AVAILABLE
TO THE ADMITTED
STUDENT FROM OUTSIDE
THE UNITED ARAB EMIRATES**

APPLY NOW

<https://ajman.ac.ae/>

RANKED AMONG
TOP 2.5%
WORLDWIDE



جامعة عجمان
AJMAN UNIVERSITY